

STATCON ROTO MAG[®]

Storage - Based MPPT SOLAR INVERTERS

Off-Grid
(1-20 kVA)



Hybrid - 1 & 3 Phase
(3-250 kVA)



Robust Safety
Protection



Class-1 Supplier
(Make In India)



Secure Data
Storage

Innovative Indian Solar Inverter manufacturer

Statcon Energiaa (P) Ltd. is an ISO 9001, 14001 and 45001 certified power electronics manufacturer with over three decades of expertise in advanced solar, defence, hydrogen, power and railway solutions.

With complete in-house design, R&D and software development, we build reliable, efficient and service-friendly solar inverters tailored for Indian conditions - ensuring lasting performance and dependable after-sales support across India.



Our Strength.

- Total in-house Inverter Designing
- Total Coding & Software
- End-to-End Manufacturing
- In-house Testing
- Long-term Aftersales
- Quick Spares Support

Our products are BIS certified*



* Select Range, and
the rest underway

End-to-End Manufacturing Excellence

Our company has its own debt-free production unit covering 1,25,000 sq. ft. area. The company possesses robust infrastructure to develop, manufacture, and support advanced products, powered by the diverse potential of its technologies and applications.

Our skilled engineering team ensures every product meets global performance standards and delivers reliable, high-quality power solutions.



Rigorous In-House Quality Control.

Our Quality Control lab houses precision testing jigs, power analyzers, digital meters, and environmental chambers for rigorous component and product evaluation. Every unit undergoes pre-QC and final inspection. Trained teams and our Vendor Quality Program ensure uncompromising standards and top-grade material integrity.

Ensuring trusted quality
and performance.





High kVA 1-Phase Available

- High ratings up to 50KVA in 1-phase
- Ideal for Hospitals and Petrol Pumps which have high-capacity 1-Ph machines

High surge capability

- Up to 300% short surge and 150% longer surge capability
- Ideal for motor and other jerk loads



ToD Scheduling

- Make use of energy arbitrage to lower energy costs
- Settable as per region - for Residential and Commercial



Peak Shaving

- For industries that suffer from high penalties for surpassing sanctioned load
- Inbuilt feature to support through Grid Import settings

Many Possibilities




Grid Power Sharing

- Grid-Sync through **Active Front End** technology
- Exports to grid as soon as loads decrease

100% Load Imbalance

- Across 3-Phase ratings, Inverter is built to withstand up to 100% load imbalance across all phases
- Leads to greater benefit in Industrial installations



Seamless Changeover

- <5ms of changeover time
- Ideal for sensitive equipment that demand no stoppage

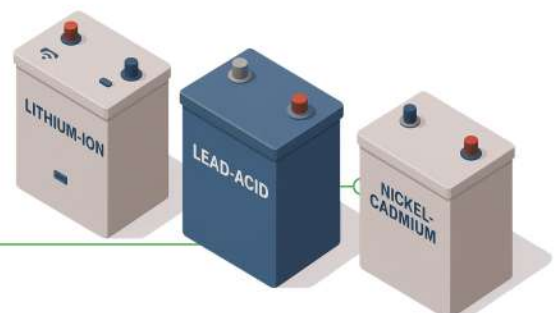


DG Set Replacement

- Replaces pollution-causing DG Sets by providing economical backup
- Mobile solution, and uses solar to decrease kWh cost

Reliable Battery Compatibility

- Battery chemistry settable through display screen
- Communicates with 'Smart BMS' to take charging decisions



3x Lithium Compatibility



RS 485 Communication

- Talks to the Battery BMS
- Extra layer of security

Soft Charge Protection

- In Built pre-charge circuit
- Protects Li+ Battery from high inrush current

Wake-Up Circuit

- No need to charge the battery manually after deep discharge.
- Auto charge through PV or Grid
- Inverter switches ON automatically



Making the Grid work *Smarter.*

Grid Sync

- Synchronises to the Grid via advanced Active Front technology
- Shares power with AC Grid, leading to 100% utilization of Solar power



Grid Export Control

- Easily Enable / Disable Grid-Export as per Net meter availability
- Simple command through inbuilt Display and Keypad

Grid Import Control

- Limit the amount of power being drawn from AC Grid
- Especially useful for Peak Shaving applications

BOXER

1Ph HYBRID SOLAR INVERTER

Lithium-Ion Battery Compatible



Single Phase Hybrid MPPT Inverters (3-50 KVA)*

The Boxer Inverter Series (1-50 kVA) seamlessly integrates Grid-Tie and Storage functions for uninterrupted power. Engineered for unreliable grids and rising energy costs, it intelligently stores, exports, or blends solar power through advanced Behind-the-Meter control, with **floor or wall-mount options** and customisable Li-ion compatibility.

3-10 KVA
48 V

5-7.5 KVA
96 V

8-15 KVA
120 V

15-50 KVA
240 V

40-50 KVA
360 V

1-P Low Voltage (48V) 1-10 kVA Hybrid MPPT Inverters



RATINGS	1KVA/48V	2KVA/48V	3KVA/48V	4KVA/48V	5KVA/48V	6KVA/48V	8KVA/48V	10KVA/48V
Model No.	BOX-048-01K-1P	BOX-048-2K-1P	BOX-048-03K-1P	BOX-048-04K-1P	BOX-048-05K-1P	BOX-048-06K-1P	BOX-048-08K-1P	BOX-048-10K-1P
A. MPPT CHARGER								
Type (Buck)	MPPT							
Max PV Input Power (Total KWp)	1.2	2.4	3.6	4.8	6	7.2	9.6	12
Max PV String in Parallel	1	2	3	4	5	6	8	10
No of MPPT Channel/No of Input	1/1							
Max. Open Circuit PV Volts (Voc)*	190							
MPPT Voltage Range (Vmp)*	75-160							
Max Output Current (A)	23	46	70	94	117	141	188	235
Peak Charging Efficiency	92%				94%			
B. SOLAR INVERTER								
Nominal Capacity	1KVA	2KVA	3KVA	4KVA	5KVA	6KVA	8KVA	10KVA
Output Current(A)	3.5	7	10	14	17	21	28	35
Battery Voltage(V)	48							
Output Voltage/Freq/Phase	230V(± 2%) / 50Hz/ 1P+N							
Load Power Factor	0.8-Unity							
Peak Efficiency	>86%				>88%			
Over Loads: 60sec/ 30sec/ 5sec	101-110%/111-125%/126-150%							
Auto Bypass Feature	Provided							
Anti Islanding/Power Export to Grid	Provided (As per IEC 62116 & IEC 61727)							
C. GRID CHARGER								
Grid Voltage Range (V)	230V (+10% & -20%)							
Grid Freq Range(Hz)	50Hz (+5% & -5%)							
Max Grid Import Power	1.5KVA	3KVA	4.5KVA	6KVA	7.5KVA	9KVA	12KVA	15KVA
D. PROTECTIONS & DISPLAY PARAMETERS								
	PROTECTIONS				DISPLAY PARAMETERS			
PV Side	<ul style="list-style-type: none"> Reverse Polarity, PV Power Limit, Surge Protection (MOV) Reverse Polarity, O/U Voltage, Current Limit O/U Voltage, O/U frequency, Surge Protection (MOV) Overloads, Short Circuit, Surge Protection (MOV) Over Temperature 				<ul style="list-style-type: none"> Voltage, Charger O/P Amps, Power, Cumulative Energy Voltage, Current, Battery State Phase Voltage, Frequency, Power, Power Factor Voltage & Current, Frequency, Power, Export KWh Mode of Operation, Active Faults, Status Mimic 			
Battery Side								
Grid Side								
Load Side								
System Protection								
E. MISCELLANEOUS								
Switchgear Protection	MCB/MCCB provided on PV, Battery, Load & Grid path.							
LED Indications	Mains On, Alarm, Buzzer Mute							
Data Port (RS 485/ RS 232)	Optional (Available on Request)							
Remote Monitoring	Optional through GPRS based Modem							
Ingress Protection	IP-20 (Indoor Type)							
Cooling Method	Forced Cooled (Temp. Controlled)							
Operating Temperature	0-50 degree(Without Derating)							
Humidity	Max. 95% Non-Condensing							
Altitude	1000m above sea level							
Color shade	RAL7035/DA GREY HE 15005							

1-P High Voltage (96/120/240 V) 5-15 kVA

Hybrid MPPT Inverters

BOXER
HYBRID SOLAR INVERTER®

RATINGS	5KVA/96V	6KVA/96V	7.5KVA/96V	8KVA/120V	10KVA/120V	15KVA/120V	15KVA/240V
Model No.	BOX-096-05K-1P	BOX-096-06K-1P	BOX-096-07K5-1P	BOX-120-08K-1P	BOX-120-10K-1P	BOX-120-15K-1P	BOX-240-15K-1P
A. MPPT CHARGER							
Type (Buck)	MPPT						
Max PV Input Power (Total KWp)	6	7.2	9	9.6	12	18	18
Max PV String in Parallel	3	4	5	5	6	9	5
No of MPPT Channel/No of Input	1/1						
Max. Open Circuit PV Volts (Voc)*	320			320			650
MPPT Voltage Range (Vmp)*	165-280			165-280			330-570
Max Output Current (A)	59	70	87	74	94	141	70
Peak Charging Efficiency	94%						
B. SOLAR INVERTER							
Nominal Capacity	5KVA	6KVA	7.5KVA	8KVA	10KVA	15KVA	15KVA
Output Current(A)	17	21	28	28	35	52	52
Battery Voltage(V)	96			120			240
Output Voltage/Freq/Phase	230V(± 2%) / 50Hz/ 1P+N						
Load Power Factor	0.8 - Unity						
Peak Efficiency	>88%					>90%	
Over Loads: 60sec/ 30sec/ 5sec	101-110%/111-125%/126-150%						
Auto Bypass Feature	Provided						
Anti Islanding/Power Export to Grid	Provided (As per IEC 62116 & IEC 61727)						
C. GRID CHARGER							
Grid Voltage Range (V)	230V (+10% & -20%)						
Grid Freq Range(Hz)	50Hz (+5% & -5%)						
Max Grid Import Power	7.5KVA	9KVA	11.25KVA	12KVA	15KVA	22.5KVA	22.5KVA
D. PROTECTIONS & DISPLAY PARAMETERS							
	PROTECTIONS				DISPLAY PARAMETERS		
PV Side	• Reverse Polarity, PV Power Limit, Surge Protection (MOV)				• Voltage, Charger O/P Amps, Power, Cumulative Energy		
Battery Side	• Reverse Polarity, O/U Voltage, Current Limit				• Voltage, Current, Battery State		
Grid Side	• O/U Voltage, O/U frequency, Surge Protection (MOV)				• Phase Voltage, Frequency, Power, Power Factor		
Load Side	• Overloads, Short Circuit, Surge Protection (MOV)				• Voltage & Current, Frequency, Power, Export KWh		
System Protection	• Over Temperature				• Mode of Operation, Active Faults, Status Mimic		
E. MISCELLANEOUS							
Switchgear Protection	MCB/MCCB provided on PV, Battery, Load & Grid path.						
LED Indications	Mains On, Alarm, Buzzer Mute						
Data Port (RS 485/ RS 232)	Optional (Available on Request)						
Remote Monitoring	Optional through GPRS based Modem						
Ingress Protection	IP-20 (Indoor Type)						
Cooling Method	Forced Cooled (Temp. Controlled)						
Operating Temperature	0-50 degree(Without Derating)						
Humidity	Max. 95% Non-Condensing						
Altitude	1000m above sea level						
Color shade	RAL7035/DA GREY HE 15005						

1-P High Voltage (240/360V) 20-50 kVA

Hybrid MPPT Inverters

BOXER
HYBRID SOLAR INVERTER

RATINGS	20KVA/ 240V	25KVA/ 240V	30KVA/ 240V	40KVA/ 240V	50KVA/ 240V	40KVA/ 360V	50KVA/ 360V
Model No.	BOX-240-20K-1P	BOX-240-25K-1P	BOX-240-30K-1P	BOX-240-40K-1P	BOX-240-50K-1P	BOX-360-40K-1P	BOX-360-50K-1P
A. MPPT CHARGER							
Type (Buck)	MPPT						
Max PV Input Power (Total KWp)	24	30	36	48	60	48	60
Max PV String in Parallel	6	8	9	12	15	8	10
No of MPPT Channel/No of Input	1/1						
Max. Open Circuit PV Volts (Voc)*	650					820	
MPPT Voltage Range (Vmp)*	330-570					495-681	
Max Output Current (A)	95	119	142	190	237	127	157
Peak Charging Efficiency	95%						
B. SOLAR INVERTER							
Nominal Capacity	20 KVA	25 KVA	30 KVA	40 KVA	50 KVA	40 KVA	50 KVA
Output Current(A)	70	87	104	139	174	139	174
Battery Voltage(V)	240					360	
Output Voltage/Freq/Phase	230V(± 2%) / 50Hz/ 1P+N						
Load Power Factor	0.8 - Unity						
Peak Efficiency	>91%						
Over Loads: 60sec/ 30sec/ 5sec	101-110%/111-125%/126-150%						
Auto Bypass Feature	Provided						
Anti Islanding/Power Export to Grid	Provided (As per IEC 62116 & IEC 61727)						
C. GRID CHARGER							
Grid Voltage Range (V)	230V (+10% & -20%)						
Grid Freq Range (Hz)	50Hz (+5% & -5%)						
Max Grid Import Power	30 KVA	37.5 KVA	45 KVA	60 KVA	75 KVA	60 KVA	75 KVA
D. PROTECTIONS & DISPLAY PARAMETERS							
PROTECTIONS				DISPLAY PARAMETERS			
PV Side	<ul style="list-style-type: none"> Reverse Polarity, PV Power Limit, Surge Protection (MOV) 			<ul style="list-style-type: none"> Voltage, Charger O/P Amps, Power, Cumulative Energy 			
Battery Side	<ul style="list-style-type: none"> Reverse Polarity, O/U Voltage, Current Limit 			<ul style="list-style-type: none"> Voltage, Current, Battery State 			
Grid Side	<ul style="list-style-type: none"> O/U Voltage, O/U frequency, Surge Protection (MOV) 			<ul style="list-style-type: none"> Phase Voltage, Frequency, Power, Power Factor 			
Load Side	<ul style="list-style-type: none"> Overloads, Short Circuit, Surge Protection (MOV) 			<ul style="list-style-type: none"> Voltage & Current, Frequency, Power, Export KWh 			
System Protection	<ul style="list-style-type: none"> Over Temperature 			<ul style="list-style-type: none"> Mode of Operation, Active Faults, Status Mimic 			
E. MISCELLANEOUS							
Switchgear Protection	MCB/MCCB provided on PV, Battery, Load & Grid path.						
LED Indications	Mains On, Alarm, Buzzer Mute						
Data Port (RS 485/ RS 232)	Optional (Available on Request)						
Remote Monitoring	Optional through GPRS based Modem						
Ingress Protection	IP-20 (Indoor Type)						
Cooling Method	Forced Cooled (Temp. Controlled)						
Operating Temperature	0-50 degree(Without Derating)						
Humidity	Max. 95% Non-Condensing						
Altitude	1000m above sea level						
Color shade	RAL7035/DA GREY HE 15005						

HBD SERIES

3Ph HYBRID SOLAR INVERTER

Lithium-Ion Battery Compatible



Three Phase Hybrid MPPT Inverters (5-250 KVA)*

The HBD Series (5–250 kVA) delivers hybrid solar inverters for businesses and industries (C&I). Designed for unreliable grids and power cuts, it combines grid-tie and storage functions - storing energy in batteries, exporting surplus to the grid, or operating independently through its smart behind-the-meter system.

5-15 KVA
48 V

10-15 KVA
120 V

15-100 KVA
240 V

30-200 KVA
360 V

125-250 KVA
480 V

250 KVA
576 V

3-P Low Voltage (48V) 5-15 kVA

Hybrid MPPT Inverters

HBD SERIES HYBRID SOLAR INVERTER®

RATINGS	5KVA/48V	8KVA/48V	10KVA/48V	15KVA/48V
Model No.	HBD-048-05K-3P	HBD-048-008K-3P	HBD-048-010K-3P	HBD-048-015-3P
A. MPPT CHARGER				
PV Nominal Capacity (Total KWp)	5	8	10	15
Max No. of String	5	8	10	15
Charge Controller Type (Buck)	MPPT			
No of MPPT Channel/ No. of Inputs	1/1			
Max. Open Circuit PV Volts (Voc)*	190			
MPPT Voltage Range (Vmp)*	75-160			
Max SCC O/P Amps	100	160	200	300
Peak Charging Efficiency	94%			
B. SOLAR INVERTER				
Nominal Capacity (Total)	5KVA	8KVA	10KVA	15KVA
Output Amps per Phase	6	9	12	17
Nominal Battery Voltage	48			
Output Voltage/ Frequency/ Phase	400V (±2%) / 50Hz / 3P+N			
Load Power Factor	0.8-Unity			
Peak Efficiency	>86%		>88%	
Over Loads: 60sec/ 30sec/ 5sec	101-110%/111-125%/126-150%			
Auto Bypass Feature	Provided			
Anti Islanding/Power Export to Grid	Provided (As per IEC 62116 & IEC 61727)			
C. GRID CHARGER				
Grid Voltage Operating Range	400V (+10%&-20%)			
Grid freq Operating Range	50Hz (+5% &-5%)			
Max Grid Import Power	7.5KVA	12KVA	15KVA	22.5KVA
D. PROTECTIONS & DISPLAY PARAMETERS				
	PROTECTIONS		DISPLAY PARAMETERS	
PV Side	<ul style="list-style-type: none"> Reverse Polarity, PV Power Limit, Surge Protection (MOV) 		<ul style="list-style-type: none"> Voltage, Charger O/P Amps, Power, Cumulative Energy 	
Battery Side	<ul style="list-style-type: none"> Reverse Polarity, O/U Voltage, Current Limit 		<ul style="list-style-type: none"> Voltage, Current, Battery State 	
Grid Side	<ul style="list-style-type: none"> O/U Voltage, O/U frequency, Surge Protection (MOV) 		<ul style="list-style-type: none"> Phase Voltage, Frequency, Power, Power Factor 	
Load Side	<ul style="list-style-type: none"> Overloads, Short Circuit, Surge Protection (MOV) 		<ul style="list-style-type: none"> Voltage & Current, Frequency, Power, Export KWh 	
System Protection	<ul style="list-style-type: none"> Over Temperature 		<ul style="list-style-type: none"> Mode of Operation, Active Faults, Status Mimic 	
E. MISCELLANEOUS				
Switchgear Protection	MCB/MCCB provided on PV, Battery, Load & Grid path.			
LED Indications	Mains On, Alarm, Buzzer Mute			
Data Port (RS 485/ RS 232)	Optional (Available on Request)			
Remote Monitoring	Optional through GPRS based Modem			
Ingress Protection	IP-20 (Indoor Type)			
Cooling Method	Forced Cooled (Temp. Controlled)			
Operating Temperature	0-50 degree (Without Derating)			
Humidity	Max. 95% Non-Condensing			
Altitude	1000m above sea level			
Color shade	RAL7035/ DA GREY HE 15005			
Dimensions (H×W×D)	750×530×897.45MM			

3-P High Voltage (120/240/360V) 10-50 kVA

Hybrid MPPT Inverters

HBD SERIES HYBRID SOLAR INVERTER

RATINGS	10KVA/120V	15KVA/120V	15KVA/240V	20KVA/240V	25KVA/240V	30KVA/240V/360V	40KVA/240V/360V	50KVA/240V/360V
Model No.	ECO-HBD-120-010K-3P	ECO-HBD-120-015K-3P	ECO-HBD-240-15K-3P	ECO-HBD-240-25K-3P	ECO-HBD-240-25K-3P	ECO-HBD-240-30K-3P ECO-HBD-360-30K-3P	ECO-HBD-240-40K-3P ECO-HBD-360-40K-3P	ECO-HBD-240-50K-3P ECO-HBD-360-50K-3P
A. MPPT CHARGER								
PV Nominal Capacity (Total KWp)	10	15	15	20	25	30	40	50
Max no. of Strings	6	9	5	6	8	9/6	12/8	15/10
Charge Controller Type (Buck)	MPPT							
No of MPPT Channel/No. of Inputs	1/1							
Max. Open Circuit PV Volts (Voc)*	320		650			650/820		
MPPT Voltage Range (Vmp)*	165-280		330-570			330-570/495-681		
Max SCC O/P Amps	80	120	60	80	100	120/80	160/108	200/135
Peak Charging Efficiency	94%							
B. SOLAR INVERTER								
Nominal Capacity	10KVA	15KVA	15KVA	20KVA	25KVA	30KVA	40KVA	50KVA
Output Amps per PHASE	12	17	17	23	29	35	46	58
Nominal Battery Voltage	120		240/360					
Output Voltage/Freq/Phase	400V(±2%) 50Hz/3P+N							
Load Power Factor	0.8-Unity							
Peak Efficiency	>89%		>90%			>92%		
Over Loads: 60sec/30sec/5sec	101-110%/111-125%/126-150%							
Auto Bypass Feature	Provided							
Anti Islanding/Power Export to Grid	Provided (As per IEC 62116 & IEC 61727)							
C. GRID CHARGER								
Grid Voltage Operating Range	400V (+10% & -20%)							
Grid freq Operating Range	50Hz (+5% & -5%)							
Max Import Power	15KVA	22.5KVA	22.5KVA	30KVA	37.5KVA	45KVA	60KVA	75KVA
D. PROTECTIONS & DISPLAY PARAMETERS								
	PROTECTIONS				DISPLAY PARAMETERS			
PV Side	• Reverse Polarity, PV Power Limit, Surge Protection (MOV)				• Voltage, Charger O/P Amps, Power, Cumulative Energy			
Battery Side					• Voltage, Current, Battery State			
Grid Side	• Reverse Polarity, O/U Voltage, Current Limit				• Phase Voltage, Frequency, Power, Power Factor			
Load Side	• O/U Voltage, O/U frequency, Surge Protection (MOV)				• Voltage & Current, Frequency, Power, Export KWh			
System Protection	• Overloads, Short Circuit, Surge Protection (MOV)				• Mode of Operation, Active Faults, Status Mimic			
	• Over Temperature							
E. MISCELLANEOUS								
Switchgear Protection	MCB/MCCB provided on PV, Battery, Load & Grid path.							
LED Indications	Mains On, Alarm, Buzzer Mute							
Data Port (RS 485/ RS 232)	Optional (Available on Request)							
Remote Monitoring	Optional through GPRS based Modem							
Ingress Protection	IP-20 (Indoor Type)							
Cooling Method	Forced Cooled (Temp. Controlled)							
Operating Temperature	0-50 degree(Without Derating)							
Humidity	Max. 95% Non-Condensing							
Altitude	1000m above sea level							
Color shade	RAL7035/DA GREY HE 15005							
Dimensions(H×W×D)	700X550X845	800X550X845				900X650X965		

3-P High Voltage (240/360/480/576V) 60-250 kVA

Hybrid MPPT Inverters

HBD SERIES HYBRID SOLAR INVERTER

RATINGS	60KVA/240V/360V	80KVA/240V/360V	100KVA/240V/360V	125KVA/360V/480V	150KVA/360V/480V	200KVA/360V/480V	250KVA/480V	
Model No.	ECO-HBD-240-60K-3P	ECO-HBD-240-80K-3P	ECO-HBD-240-100K-3P	ECO-HBD-360-125K-3P	ECO-HBD-360-150K-3P	ECO-HBD-360-200K-3P	ECO-HBD-480-250K-3P	
	ECO-HBD-360-60K-3P	ECO-HBD-360-80K-3P	ECO-HBD-360-100K-3P	ECO-HBD-480-125K-3P	ECO-HBD-480-150K-3P	ECO-HBD-480-200K-3P		
A. MPPT CHARGER								
PV Nominal Capacity (Total KWp)	60	80	100	125	150	200	250	
Max No. of Strings (per channel)	6/4	8/5	10/6	8/7	10/10	14/13	12/9	
Charge Controller Type (Buck)	MPPT							
No of MPPT Channel/ No. of Inputs	3/3						4/4	
Max. Open Circuit PV Volts (Voc)*	650/820			820/900			900	
MPPT Voltage Range (Vmp)*	330-570/495-681			495-681/660-800			660-800	
Max SCC O/P Amps	235/157	314/209	392/261	326/245	392/294	522/392	490	
Peak Charging Efficiency	94%							
B. SOLAR INVERTER								
Nominal Capacity	60KVA	80KVA	100KVA	125KVA	150KVA	200KVA	250KVA	
Output Amps PER phase	69	92	115	144	173	231	289	
Nominal Battery Voltage	240/360			360/480			480	
Output Voltage/ Frequency/ Phase	400(±2%) / 50Hz/ 3P+N							
Load Power Factor	0.8-Unity							
Peak Efficiency	>92%			>94%				
Over Loads: 60sec/ 30sec/ 5sec	101-110%/111-125%/126-150%					101-110%/111-120%/121-130%		
Auto Bypass Feature	Provided							
Anti Islanding/Power Export to Grid	Provided (As per IEC 62116 & IEC 61727)							
C. GRID CHARGER								
Grid Voltage Operating Range	400V(+10% & -20%)							
Grid freq Operating Range	50Hz (+5% & -5%)							
Max Import Power	90KVA	120KVA	150KVA	188KVA	225KVA	250KVA	300KVA	
D. PROTECTIONS & DISPLAY PARAMETERS								
PV Side Battery Side Grid Side Load Side System Protection	PROTECTIONS			DISPLAY PARAMETERS				
	<ul style="list-style-type: none"> Reverse Polarity, PV Power Limit, Surge Protection (MOV) Reverse Polarity, O/U Voltage, Current Limit O/U Voltage, O/U frequency, Surge Protection (MOV) Overloads, Short Circuit, Surge Protection (MOV) Over Temperature 			<ul style="list-style-type: none"> Voltage, Charger O/P Amps, Power, Cumulative Energy Voltage, Current, Battery State Phase Voltage, Frequency, Power, Power Factor Voltage & Current, frequency, power, Export KWh Mode of Operation, Active Faults, Status Mimic 				
	Switchgear Protection							MCB/MCCB provided on PV, Battery, Load & Grid path.
	LED Indications							Mains On, Alarm, Buzzer Mute
	Data Port (RS 485/ RS 232)							Optional (Available on Request)
Remote Monitoring							Optional through GPRS based Modem	
Ingress Protection							IP-20 (Indoor Type)	
Cooling Method							Forced Cooled (Temp. Controlled)	
Operating Temperature							0-50 degree(Without Derating)	
Humidity							Max. 95% Non-Condensing	
Altitude							1000m above sea level	
Color shade							RAL7035/DA GREY HE 15005	
Dimensions(H×W×D)	1650 X 800 X 850		1900 X 800 X 1050		2125 X 1200 X 1200			

Single Phase MPPT Solar Inverters (Off-Grid)

SEOG SERIES

BULLET SERIES



Single Phase MPPT Inverters (1-20 KVA)

Built for harsh Indian weather conditions, our MPPT-based PCU uses smart management of renewable solar power, grid supply and battery. This allows it to deliver power seamlessly for all electrical applications- thus significantly reducing diesel consumption and electricity bill.

Results: Economical power solution giving benefit of optimal renewable energy-365 days a year.

1 KVA
24 V

1-6 KVA
48 V

5-7.5 KVA
96 V

5-15 KVA
120 V

15-20 KVA
240 V

1-Ph 1-20 kVA (24/48/96/120/240 V)

MPPT Inverters

BULLET SERIES

SEOG SERIES

MODEL NO.	BULLET 3024	SEOG- 048- 2K0-1P	SEOG- 048- 3K0-1P	SEOG- 048- 5K0-1P	SEOG- 048- 6K0-1P	SEOG- 096- 5K0-1P	SEOG- 096- 7K5-1P	SEOG- 120- 10K0-1P	SEOG- 120- 12K5-1P	SEOG- 120- 15K0-1P	SEOG- 240- 15K0-1P	SEOG- 240- 20K0-1P
RATING	2KVA/ 24V	2KVA/ 48V	3KVA/ 48V	5KVA/ 48V	6KVA/ 48V	5KVA/ 96V	7.5KVA/ 96V	10KVA/ 120V	12.5KV/ 120V	15KVA/ 120V	15KVA/ 240V	20KVA/ 240V

A. MPPT CHARGER

Type (Buck)	MPPT											
PV Normal Capacity (KWp)	2	2	3	5	6	5	7.5	10	10	15	15	20
Max PV Strings in parallel	2	2	3	5	6	3	5	6	6	9	5	6
No of MPPT Channel/No. of Input	1/1											
Max. Open Circuit Voltage (Voc)*	110	190			320			320		650		
MPPT Tracking Range (Vmp)*	35-88	75-160			165-280			165-280		330-570		
Max Output Current (A)	40	40	60	100	120	50	75	80	80	120	60	80
Peak Charging Efficiency	≥94%	≥94%										

B. SOLAR INVERTER

Nominal Capacity	2KVA	2KVA	3KVA	5KVA	6KVA	5KVA	7.5KVA	10KVA	12.5KVA	15KVA	15KVA	20KVA
Output Current(A)	8.0	7.0	10.4	17.4	20.8	17.5	26	35	43.5	52	52	70
Battery Voltage(V)	24	48			96			120	120		240	
Output Voltage/Freq/Phase	220V	230V(±2%)/50Hz/1P+N										
Peak Efficiency	≥88%											
Over Loads: 60sec/ 30sec/ 5sec	101-110%/111-150%/151-200%											
Auto Bypass Feature	Provided											

C. GRID CHARGER

Grid Voltage Range (V)	120-280V											
Grid Freq Range(Hz)	50Hz(+5% & -5%)											
Max Grid Import Power	3KVA	3KVA	4.5KVA	7.5KVA	9KVA	7.5KVA	11.25KV A	15KVA	18.7KV A	22.5KVA	22.5KVA	30KVA

D. PROTECTIONS & DISPLAY PARAMETERS

PROTECTIONS

- PV Side**
 - Reverse Polarity, PV Overload, Surge Protection (MOV)
- Battery Side**
 - Reverse Polarity, O/U Voltage, Current Limit
- Grid Side**
 - O/U Voltage, O/U frequency, Surge Protection (MOV)
- Load Side**
 - O/U Voltage, Overloads, Short Circuit, Surge Protection (MOV)
- Miscellaneous**
 - Over Temperature

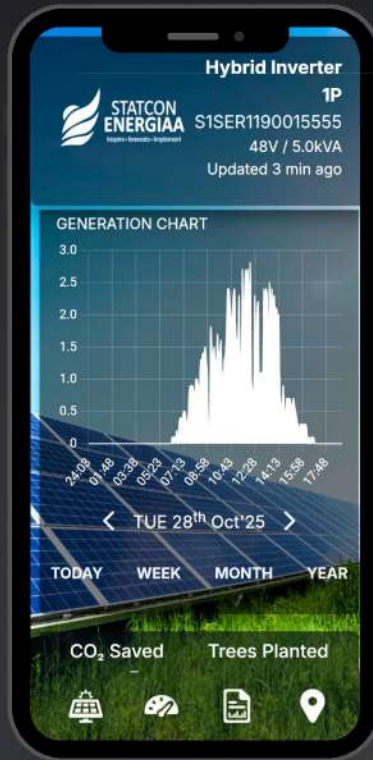
DISPLAY PARAMETERS

- Voltage, Current, Power, Energy
- Voltage, Current, Battery Charging/Discharging
- Voltage, Frequency
- Voltage, Current, Frequency, Load%
- Mode of Operation, Faults

E. MISCELLANEOUS

Switchgear Protection	MCB/MCCB provided in PV, Battery, Load & Grid path.											
LED Indications	Power ON, Inverter ON, Solar Present/Charging, Load ON Grid, Charging, Battery Low, System Trip											
Remote Monitoring	GPRS based Modem (at extra cost)											
Data Port (RS485/ RS 232)	Optional (Available on Request)											
Ingress Protection	IP-20(Indoor Type)											
Operating Temperature	0-50 degree(Without Derating)											
Type of Cooling	Forced Cooled (Temp. Controlled)											
Humidity	Max. 95% Non-Condensing											
Altitude	1000m above sea level											
Color shade	Green/White						Black					

Smart *Power.*
Smarter *Monitoring.*



Access live solar data - anytime, anywhere

Monitor voltage, current, grid import/export & battery status

View daily, monthly & lifetime energy analytics

Receive performance alerts and efficiency reports

Works seamlessly on both mobile & desktop

24x7 visibility, 365-days reliability



Cloud Sync



Real-Time Data



Alerts



Analytics

STATCON ROTEMAG®

No-Hassle Service Promise

We ensure uninterrupted performance through India's fastest solar service network. We provide a **minimum TAT** guarantee through our Channel Partners, ensuring instant replacement and minimum downtime for your solar system.

3-Step Smart Service Flow

Call Support

- Customer Care Toll Free No.: 1800-891-3319
- WhatsApp: +91 9821396421
- Email: servicing@energiaa.in

Remote Diagnosis

- 80% issues solved instantly via remote check - fast & transparent.

Minimum TAT Guarantee

- Our service pairs and standby units ensure faster TAT and minimal downtime.

Why It Works.

- Minimum Downtime
- Trusted Nationwide Network
- FoC Standby Support
- Factory-Backed Reliability
- Made-in-India Confidence





A trusted brand in Power Electronics for 37+ years, Statcon Energiaa makes the largest range of Solar Inverters and Energy Storage Systems in India (1-250 kVA). Our solar inverters are known for top-class quality, robustness, feature-richness and high performance. What you get is a seamless power experience!

Our PCUs handle heavy loads (>100% of labelled Wattage)



Store energy for anytime-use and seamless experience



With in-house top quality design and manufacturing



Own transformer manufacturing - most durable in the market



Join the **fastest growing** Solar Channel Network today!



Contact details

 info@energiaa.in

 844-808-1123

 1800-891-3319

Follow us on Social Media

 @StatconEnergiaa

 @Statcon-Energiaa

 @Statcon Energiaa Private Limited

 @Statcon_Energiaa

 @StatconEnergiaa

 @Statcon Energiaa Private Limited